



BOBCATALOG

20  
24



HOMEOWNER EDITION





## **JOSH DUHAMEL BUILDS A LEGACY ON THE BIG SCREEN ... AND WITH BOBCAT EQUIPMENT.**

When he's not starring in movies or participating in celebrity charity events, Josh Duhamel enjoys escaping to a lake deep in the heart of the Minnesota wilderness. Replacing the backbreaking manual labor of pickaxes and shovels with Bobcat® equipment, he's able to dig, lift, clear and shape his little slice of heaven faster and with more precision. Now he is well on his way to creating a lasting legacy for his family that holds his heart.







To mold a more relaxing, joyful world for his family, Josh has made numerous changes to his lake property over the years. One project that was always on his list was a food plot for deer hunting. With access to the latest Bobcat equipment, including loaders, tractors and some job-matched attachments, he finally made it happen. Now, he's making plans for a second plot where he can grow crops for his dinner table.



Because he's got the horsepower needed to really get things done, he can clear land, haul trees, plow snow, or move large rocks and stumps. In other words, Bobcat machines allow him to make lasting changes on the land he loves.

Cheers to many more generations of moving dirt, enjoying wildlife and making memories at the lake.



SEE JOSH IN ACTION.



**“To me, this is the thing that I’m most proud of that I’ve built, that I can pass down hopefully for generations.”**

— Josh Duhamel



# OWN YOUR TURF.



Machine: ZT6000

**Bobcat zero-turn mowers are engineered to keep you on top of your game.**

This is your turf. Take control of every inch with Bobcat zero-turn mowers. These fast, powerful machines achieve a pristine quality of cut with their innovative features and hard-working, long-lasting, rugged durability. No matter what you're looking for in a mower, Bobcat gives you the edge you need for a tough job that's all about results.



**NEW PRODUCT**

## **BOBCAT ZT6000e ZERO-TURN MOWER**

### **Results that will charge you up**

The ZT6000e electric zero-turn mower is designed to deliver 4-6+ hours\* of mowing performance with its integrated lithium-ion battery, electric drive and direct-drive electric blade motors. This commercial powerhouse includes the AirFX™ cutting deck that gives owners a phenomenal quality of cut, including even clipping dispersal and a cleaner deck throughout the day.

Its bullnose design and the bolt-on baffles lift grass for a remarkable, uniform finish. With significantly reduced noise levels compared to mowers with internal combustion engines, zero emissions and a 4.3-inch touch display, these mowers change the game for operator experience. The ZT6000e can be operated all hours of the day, even during early morning hours when neighbors are asleep.

- Includes a 52- or 61-inch AirFX deck
- Integrated 58-volt/20.4 kWh lithium-ion battery supports up to 4-6+ hours\* of mowing
- Recharges in 6.3 hours with 240-volt connection, 12.6 hours with 120-volt connection
- Three electric blade motors provide tip speed up to 18,500 ft./min. for superior productivity
- 3-year/2,000-hour limited warranty

**ALL-ELECTRIC**





## DECKED-OUT PERFORMANCE

From deep deck designs and their unique geometries to patented baffles, airflow and vacuum seal technologies, Bobcat zero-turn mower cutting decks deliver a quality of cut that meets our customers' high demands.

### BULLNOSE AIRFX CUTTING SYSTEMS BLOW THE COMPETITION AWAY.

The AirFX system keeps you a cut above the rest.


- Deeper profile for increased vacuum lift
- Easily replaceable, patented, bolt-on Air-Gap baffles for more efficient airflow and enhanced serviceability
- Bullnose design allows grass to stand up before it reaches the mower blades
- Steel-fabricated spindles on gas-powered units for increased durability
- Even clipping dispersal
- Improved deck cleanliness
- Adjustable front lip for optimized cutting on varying conditions and grass types

### RUGGED DURABILITY WITH TUFDECK & TUFDECK PRO CUTTING SYSTEMS

Heavy-gauge steel construction, replaceable bolt-on front baffles and reliable steel-fabricated spindles provide a manicured finish every time.

### SUPERIOR DISCHARGE WITH DURADECK CUTTING SYSTEMS

Double-Wave™ bolt-on baffles increase airflow throughout the deck for excellent results, and they are built tough enough to handle everything commercial jobs dish out.



### AIRFX DECK WITH PATENTED AIR-GAP Baffles

Deep deck design with patented Air-Gap baffles increases airflow, delivers an exceptional quality of cut and ensures a cleaner deck. Powerful airflow aggressively shoots clippings out the extra-large discharge chute for a clean finish.





Machines: (from left to right) ZT3500, ZS4000, ZT7000, ZT6000, ZT2000, WB700

# INNOVATION THAT GROWS LIKE GRASS

As the mowing business gets tougher, Bobcat delivers more options.



NEW PRODUCT

## BOBCAT ZT5000 ZERO-TURN MOWER

### Commercial-grade durability and performance at an affordable price

With its top-of-the-line AirFX cutting deck, the new Bobcat ZT5000 offers a phenomenal quality of cut. Plus, you'll get operator-friendly controls, easy DIY serviceability and more.

- Includes a 52- or 61-inch AirFX deck
- High-performance Kawasaki® FX Series engine
- Upgraded Hydro-Gear® ZT-3800 transmission
- Dual fuel tanks for 7.8 gallons of capacity
- Ground speeds up to 10 mph
- High-back deluxe suspension seat
- 3-year/2,000-hour limited warranty





# COMMERCIAL-GRADE MOWERS

## ZT7000 ZERO-TURN MOWER

Built to boost your productivity, the ZT7000 is the peak of toughness and best-in-the-business performance. With transport speeds up to 19 mph and mowing speeds up to 13 mph, you can knock out quality results quickly and move on to your next project.



- Includes a 61- or 72-inch bullnose AirFX deck
- Kawasaki FX1000V 35.0 hp or FX1000V-EFI 38.5 hp engine
- Dual fuel tanks for 15 gallons of capacity
- Transport speeds up to 19 mph and cutting speeds up to 13 mph
- Extra-high back, full mechanical suspension seat
- Rotating bumper simplifies routine maintenance
- 3-year/2,000-hour limited warranty



## ZT6100 ZERO-TURN MOWER

Built for anyone who demands as much from their machine as they demand from themselves. The ZT6100 has the power, speed and fuel capacity you need for hours of uncompromising mowing power.

- Includes a 61-inch bullnose AirFX deck
- Kawasaki FX850V-EFI 29.5 hp engine
- Dual fuel tanks for 15 gallons of capacity
- Ground speeds up to 12 mph
- High-back, full mechanical suspension seat
- Rotating bumper simplifies routine maintenance
- 3-year/2,000-hour limited warranty



## ZT6000 ZERO-TURN MOWER

The versatility and dependability of the ZT6000 will satisfy the toughest customers and give your family something to fight over.

- Includes a 52- or 61-inch AirFX deck
- Kawasaki FX801V 25.5 hp engine
- Dual fuel tanks for 15 gallons of capacity
- Ground speeds up to 12 mph
- High-back, full mechanical suspension seat
- 3-year/2,000-hour limited warranty







CHECK OUT THE BOBCAT MOWER LINEUP.

## COMMERCIAL-GRADE MOWERS

### ZS4000 ZERO-TURN MOWER

Agility. Productivity. With a compact size, extra ground clearance and large drive tires, the ZS4000 gets around obstacles and on to the next job.

- Includes a 36-inch DuraDeck™ cutting system or a 48-, 52- or 61-inch AirFX deck
- Kawasaki engine options from 19.0-26.0 hp
- 5.1- or 6.5-gallon fuel capacity (depending on model)
- Ground speeds up to 10.5 mph (depending on model)
- Stand-on operator station with flip-up, anti-vibration platform allows for use as a walk-behind mower
- 3-year/2,000-hour limited warranty



### WB700 WALK-BEHIND MOWER

The WB700 is a commercial-grade, mid-size walk-behind mower with a powerful hydraulic drive that reduces operator fatigue and minimizes ground disturbance. Its compact size is great for mowing around obstacles and highly landscaped environments.

- Includes a 36-, 48- or 52-inch TufDeck™ cutting system
- Kawasaki FS Series engine from 14.5-18.5 hp
- 5 gallons of fuel capacity
- Ground speeds up to 6.5 mph
- 3-year/2,000-hour limited warranty





# ENTRY-LEVEL COMMERCIAL-GRADE MOWER

## ZT3500 ZERO-TURN MOWER

Convenient maintenance and all-day mowing comfort make the ZT3500 a powerful machine for anyone ready to take on the toughest turf.

- Includes a 48-, 52- or 61-inch TufDeck Pro cutting system
- Kawasaki FX Series engine from 20.5-23.5 hp
- 7.8 gallons of fuel capacity
- Ground speeds up to 10 mph
- High-back, full mechanical suspension seat
- 3-year/1,000-hour limited warranty



Extended warranty available. Learn more.



# RESIDENTIAL MOWERS

## ZT3000 ZERO-TURN MOWER

Pride in a job well done. That's the ZT3000 sweet spot. With top reliability and power for the job, you'll get a great, quality cut no matter how many acres you maintain.

- Includes a 48-, 52- or 61-inch TufDeck Pro cutting system
- Kawasaki FT Series engine from 20.0-24.0 hp
- 3.8 gallons of fuel capacity
- Ground speeds up to 8 mph
- High-back spring suspension seat
- 3-year/1,000-hour limited warranty



## ZT2000 ZERO-TURN MOWER

The ZT2000 brings more features than other zero-turn mowers in the same price range. You'll get durability and a professional cut at an affordable price.

- Includes a 42-, 48- or 52-inch TufDeck cutting system
- Kawasaki FR Series engine options from 21.5-23.0 hp
- 3.8 gallons of fuel capacity
- Ground speeds up to 7 mph
- High-back spring suspension seat
- 3-year/500-hour limited warranty



SEE THE FULL LINEUP OF **BOBCAT MOWERS** AT [BOBCAT.COM](http://BOBCAT.COM) OR VISIT YOUR DEALER.





COMPACT TRACTORS

Machine: CT4045  
Attachment: Bucket  
Implement: 3pt Rotary Cutter

# LET YOUR WORK SPEAK VOLUMES.

**Bobcat compact tractors are heavy on capabilities to lighten your load.**

With legendary Bobcat performance funneled into multiple models across four platforms, it's easy to find the right one for your needs. From the nimble yet powerful 1000-2000 platforms all the way up to the heavy hitters in the 4000-5000 platforms, these workhorses all bring rugged performance you can count on. And with a wide array of attachments and implements, your new compact tractor will have you looking for new to-do's to cross off.

**SEE YOUR DEALER OR VISIT [BOBCAT.COM](http://BOBCAT.COM) TO GET A CLOSER LOOK AT **COMPACT TRACTORS**.**



## CHOOSE FROM FOUR PLATFORM OPTIONS.

Bobcat offers an extensive lineup of compact tractors in four platforms that vary in machine size, horsepower range and cab configurations.



### **1000 PLATFORM** **21-25 HP SUB-COMPACT TRACTORS**

A good choice for small acreages



### **2000 PLATFORM** **25-40 HP COMPACT TRACTORS**

Open or enclosed cab options; a good choice for larger acreage owners



### **4000 PLATFORM** **45-58 HP COMPACT TRACTORS**

Open cab; a good choice for farms and landscaping



### **5000 PLATFORM** **45-58 HP COMPACT TRACTORS**

Fully enclosed cab; a good choice for farms and ranches



## CHOOSE FROM FOUR TRANSMISSION TYPES.

### MANUAL 9X3 SHIFT TRANSMISSION

This economical, reliable manual-shift transmission has nine forward gears and three reverse gears. It's the classic tractor transmission that many people remember from growing up on the farm.

### 2-RANGE & 3-RANGE HYDROSTATIC TRANSMISSION

The hydrostatic transmission (HST) provides maximum ease of use and fast, simple direction changes. A twin-pedal design provides one pedal to move you forward; the other moves you in reverse.

### MANUAL 8X8 SYNCHRO SHUTTLE TRANSMISSION

For shift-on-the-fly functionality that is similar to a stick-shift automobile, the two-range synchro shuttle transmission (SST) allows you to clutch and shift across eight forward and eight rear speeds.

### ELECTRONIC HYDROSTATIC TRANSMISSION (E-HST)

E-HST offers the simplicity and ease of direction change you get with HST – plus the electronic acceleration provides near-effortless input on the travel pedal to control your speed. It works like an automatic transmission in a car. It also includes cruise control to keep you moving at a constant speed.



Machine: CT4058  
Attachment: Pallet Fork  
Implement: 3pt Tiller





## PERFORMANCE

### 3-POINT HITCH AND REAR PTO

The 3-point hitch enables you to do a large number of tasks on your property using the drawbar or PTO-powered implements.

### POWERFUL 3-POINT HITCH LIFT CAPACITY

Count on excellent 3-point hitch lift capacities to increase your implement capabilities and improve your performance.

### DRAWBAR TOWING POWER

The Bobcat compact tractor's drawbar delivers heavy towing performance. An adjustable hitch provides towing flexibility and convenience.

### STANDARD FOUR-WHEEL DRIVE

All Bobcat compact tractors come with standard four-wheel drive so you can easily power through tough terrain.

### TIGHT TURNING RADIUS

Bobcat compact tractors feature a tight turning radius – as little as 8 feet, depending on the model – so you can easily move and work close to trees, buildings and other obstacles.



## VERSATILITY

### THREE TIRE OPTIONS


Turf, industrial and agricultural tires offer a combination of reliability and ride quality to match the requirements of your work.

### ATTACHMENTS AND IMPLEMENTS

There's no limit to what you can accomplish with your front-end loader with standard quick-attach mounting system for a variety of attachments and implements.

— NOTE: 1000 platform machines come standard with a Category 1 Limited 3-point hitch.

SEE THE FULL COMPACT TRACTOR  
LINEUP AT [BOBCAT.COM](http://BOBCAT.COM)



VIEW ATTACHMENT SECTION ON PAGES 24-31 FOR MORE  
DETAILS AND LIST OF ATTACHMENTS AND IMPLEMENTS.





Machine: CT2025

## COMFORT

### EXCELLENT VISIBILITY

The compact tractor offers a panoramic view with minimal obstruction and great rear visibility to monitor your implement.

### ENCLOSED CAB

A factory-installed, radio-ready enclosed cab with air conditioning and heat on select models keeps you working comfortably in all kinds of weather.

### DELUXE SUSPENSION SEAT

The fully adjustable deluxe suspension seat, available on select models, absorbs vibration and bumps to maximize comfort.

### INTEGRATED LOADER JOYSTICK LEVER

Select models offer a cab-integrated joystick lever that's within easy reach for simple loader work. It's strategically positioned to maintain comfortable operation.

## UPTIME

### HEAVY-DUTY BRUSH GUARD

As you maneuver through debris, branches and other obstacles, the brush guard protects your compact tractor's front end. It's included with the front-end loader and also available separately.

### METAL HOOD

The streamlined metal hood design improves visibility and reliably protects the engine and components from dirt and debris. Available on 2000, 4000 and 5000 platform models.

### ONE-PIECE ENGINE HOOD WITH AIR CYLINDER ASSIST

The hood is easy to lift thanks to the air cylinder assist. When fully opened, the hood stands nearly perpendicular to the engine compartment (on select models).

### ONE-SIDE MAINTENANCE

All daily checks, engine fluid fills and filters are located on one side of the engine, making it easy to keep your tractor running smoothly with minimal effort. Available on select models.



Extended warranty available. Learn more.



# MAKE THE MOST OF YOUR TURF WITH OUR



## NEW PRODUCT LINEUP.



NEW TURF PRODUCTS

**Bobcat provides powerful tools for achieving the most beautiful lawn.**

With turf-friendly designs, easy-to-use functionality and rugged durability, Bobcat has your go-to lineup for lush lawns and a more beautiful property. These Bobcat machines can help you tackle your turf projects or year-round property maintenance.



### **AERATORS**

Bobcat aerators give you the power to create healthier lawns in less time. With their ease of use, rugged design and coring ability, you'll tackle the task confidently and competently, job after job.



### **SOD CUTTERS**

User-friendly and extremely durable, Bobcat sod cutters offer quick-cutting precision and impressive operator comfort.



### **DETHATCHERS & OVERSEEDERS**

Bobcat dethatchers and overseeders are built to help you attain beautiful, reinvigorated lawns with simple operation, powerful engines and exceptional productivity. Plenty of innovative features help you work productively and comfortably.



### **AT450 ARTICULATING TRACTORS**

Dominate any task on turf with the AT450 articulating tractor. It has a revolutionary articulating and oscillating frame that easily navigates slopes and rolling terrain. Its intuitive quick hitch system gives you a wide range of attachment options for year-round work. View attachment section on pages 24-31 for more details.



**LEARN MORE ABOUT BOBCAT  
TURF RENOVATION PRODUCTS.**



**LEARN MORE ABOUT BOBCAT  
ARTICULATING TRACTORS.**





UTILITY VEHICLES

GET A CLOSER LOOK AT  
BOBCAT UTVS ON [BOBCAT.COM](http://BOBCAT.COM)



Machine: UV34  
Attachment: Heavy-Duty V-Blade

# ALL-OUT PERFORMANCE FOR WHEN YOU'RE ALL ABOUT THE WORK

Go all out and get it all done with Bobcat utility vehicles.

With industry-leading specs, proven durability and comfort features that the hardest-working property owners deserve, Bobcat utility vehicles deliver reliable productivity and performance every day.

VISIT YOUR DEALER TO LEARN MORE ABOUT **BOBCAT UTILITY VEHICLES.**



Extended warranty available. Learn more.





## KEY FEATURES

### TOUGH CHASSIS AND SUSPENSION

A strong, rigid chassis and heavy-duty driveline components ensure better work performance, more durability and increased towing capacity, along with higher ground clearance. Greater range of motion in the suspension provides superior ride quality.

### LEADING PAYLOAD AND TOWING CAPACITIES

Haul and pull bigger loads with a payload capacity of 1,250 pounds and a tow rating of 2,500 pounds – the highest payload and tow rating of nearly any brand.

### COMPOSITE CARGO BOX

With 15.6 cubic feet of storage space, this cargo box is one of the largest in its class. A rock-solid, one-piece composite material design resists dents, scratches, rust and corrosion.

### FAST AND EASY MAINTENANCE

Check the oil without having to raise the cargo box. Fewer grease points and easier access to coolant, air, oil and fuel filters help reduce time spent servicing your machine.

### COMFORTABLE CAB

The low and wide cab opening, comfortable seat, three-point seatbelt with comfort strap, tilt steering and more legroom make every minute of your day more enjoyable. Covered and sealed storage keeps your personal items secure and protected from the elements.

### SIMPLE OPERATION

Enjoy intuitive operation with power steering and responsive control, even when loaded with cargo or towing trailers. Ergonomically designed instrumentation and controls plus large, easy-to-read gauges further enhance your experience.

### HEAVY-DUTY CLUTCH

The heavy-duty clutch ensures optimal belt engagement to minimize slippage and extend service intervals.

### STANDARD LED LIGHTING

Shine a bright path to the work and keep visibility high when operating at night or in low-light areas.

### ACCESSORY KITS AND COLLECTIONS

Customize your Bobcat utility vehicle to get the job done – whether you're looking for extra style, added comfort or enhanced productivity. With the help of your local dealer, you can make your machine as unique as you are.




*Scan to view accessories.*

Machine: UV34XL  
Accessories: Hunt Ready Collection



Machine: UW56  
Attachment: Pallet Fork

GET A CLOSER LOOK AT  
TOOLCAT MACHINES ON BOBCAT.COM



TOOLCAT UTILITY  
WORK MACHINES



# LOOKS LIKE NOTHING ELSE. WORKS LIKE NOTHING ELSE.

**Meet the master of all trades: the Toolcat utility work machine.**

Part pickup truck, compact tractor, skid-steer loader, utility vehicle, and ready to tackle anything. The Toolcat™ utility work machine is a bold invention for people who have a lot to do and need a machine that can get it done. Whether lifting, hauling, towing or using one of 45+ attachments and implements, this do-it-all machine is in a league of its own.

VISIT YOUR DEALER TO LEARN MORE ABOUT **TOOLCAT UTILITY WORK MACHINES.**



Extended warranty available. Learn more.





## KEY FEATURES

### TWO DRIVE MODES

The drive response system includes two drive modes for the best combination of speed, torque and performance for the task. It's easy to adjust between traveling and working.

### 4,000 LB. TOWING CAPACITY

Includes a standard 2-inch receiver hitch and a towing capacity of 4,000 pounds for moving trailers, boats and more. Hydrostatic braking and secondary multi-disc wet brakes let you tow with confidence.

## THE ULTIMATE IN VERSATILITY

### HIGH-FLOW HYDRAULICS

Get more performance for jobs requiring high power, like stump grinding, blowing snow and digging postholes. It's standard on the UW53 and available as an option on the UW56.

### UW56: HYDRAULIC DUMP CARGO BOX

Quickly unload whatever you're hauling (2,000-pound capacity) without ever leaving the cab with the standard hydraulic dump cargo box on the UW56.

### COMFORTABLE INTERIOR

Comfort and dash features include heat, air conditioning, an integrated 5-inch display, optional radio, a USB port for charging mobile devices and more.

### OPERATOR-FRIENDLY CONTROLS

Controls are ergonomically designed, cleanly laid out and, most importantly, simple to use. In fact, if you've driven an automobile or truck, you'll find the layout and feel very similar but with the added convenience and maneuverability of a joystick.

### 45+ ATTACHMENTS IN FRONT

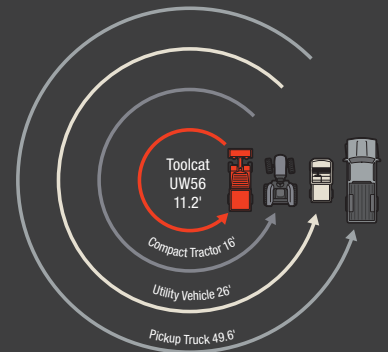
Pair either machine with more than 45 front-mounted attachments and get more work from your equipment investment.

### UW53: 3-POINT HITCH AND PTO IN BACK

Unlock even more capability in the Toolcat UW53, which comes standard with a 3-point hitch and power take-off that enables you to use a wide variety of 3-point implements.

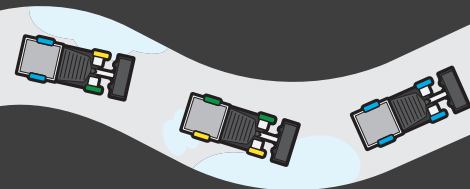
### ALL-WHEEL STEER

Each wheel of your Toolcat utility work machine turns separately, resulting in a tight, turf-friendly turning radius of 11.2 feet.



### HYDROSTATIC FOUR-WHEEL DRIVE

Get maximum traction. If one wheel loses tractive effort, the wheel with the most traction receives the most torque – without the need to engage any locks, buttons or levers.



YELLOW – REDUCED TRACTIVE EFFORT  
GREEN – TRACTIVE EFFORT  
BLUE – FULL TRACTIVE EFFORT

Machine: UW53  
Attachment: Bucket  
Implement: Box Blade



VIEW ATTACHMENT SECTION ON PAGES 24-31 FOR MORE DETAILS AND LIST OF ATTACHMENTS AND IMPLEMENTS.

## MANAGE YOUR TOOLCAT UTILITY WORK MACHINE WITH MACHINE IQ.

Ask your dealer about an aftermarket kit.



**Bobcat**  
MACHINE IQ

Learn more about  
Machine IQ.





MINI TRACK LOADERS



Machine: MT100  
Attachment: Industrial Grapple

# MINI BUT MIGHTY

**Bobcat mini track loaders make quick work of grueling manual tasks.**

Mini track loaders take on the biggest tasks with their small size and mighty performance. Popular with landscapers, contractors, rental companies and the tree care industry, this small machine leaves minimal ground compaction no matter the job. With a powerful rated operating capacity of 1,000 pounds, tool-free maintenance access and long-lasting durability, the MT100 gets jobs done where other machines can't.

SEE YOUR DEALER TO GET A CLOSER LOOK AT **MINI TRACK LOADERS**.



Extended warranty available. Learn more.







SCAN TO SEE THE MT100 IN ACTION.

Machine: MT100  
Attachment: Soil Conditioner

## KEY FEATURES

### EASY OPERATION

The two ISO joystick controls and ergonomic design on the MT100 make it simple and comfortable to operate. Even less experienced equipment operators can get tasks done with ease.

### ULTRA-COMPACT SIZE

Only 36 inches wide when paired with a bucket, the smaller size allows it to squeeze through doorways and fence gates, and it's easy to load and transport on a trailer. With optional wide tracks, it's still under 44 inches wide with a bucket, and you get a further reduction in ground pressure and an increase in flotation.

## TWO ATTACHMENT MOUNTING SYSTEM OPTIONS

### BOB-TACH MOUNTING SYSTEM

The well-known Bob-Tach® attachment mounting system supports a comprehensive selection of Bobcat-built attachments, including the Brushcat™ rotary cutter, log grapple, soil conditioner, auger and more.

### COMMON INDUSTRY INTERFACE

The common industry interface (CII) uses the smaller face plate and pin-on-style attachment connection solution for using a variety of attachments, including the auger, breaker, trencher and more.

### SEALED ROLLERS

The mini track loader's rollers are sealed and bearings are constantly bathed in oil for continuous lubrication. There's no need for undercarriage greasing or daily roller maintenance.

### REMOVABLE COUNTERWEIGHTS

Counterweights come standard on the MT100 to increase lifting performance on tough jobs. Counterweights are factory-mounted in the undercarriage but can be moved to the rear of the machine to meet individual needs.



Machine: MT100





SMALL ARTICULATED  
LOADERS

Machine: L28  
Attachment: Snow Blade



# TURN AND BURN THROUGH HEAVY TASKS.

**Heavy-lifting ability meets quick-turning agility with Bobcat small articulated loaders.**

Small articulated loaders provide precise maneuverability with minimal ground disturbance and operator comfort in an easy-to-use, highly capable, compact package. The unique design offers excellent operating capacity for a compact machine to do a wide variety of jobs, including handling dirt, mulch, brush and other materials in tight areas. From the bucket to the angle broom, snowblower or Brushcat rotary cutter, the small articulated loader brings big versatility for an endless array of tasks.

**CONTACT YOUR DEALER OR VISIT [BOBCAT.COM](http://BOBCAT.COM) TO REQUEST A **PRICE QUOTE** TODAY.**



Extended warranty available. [Learn more.](#)





## KEY FEATURES

### TELESCOPING LIFT ARM (L28)

Reach higher and farther with a lift arm that extends up to 24 inches. An innovative dual-cylinder design keeps the load level as you move the bucket.

### AUTOMATIC TRACTION MODE

Activates one of two traction modes, high traction or turf safe, based on operation to cause the least possible ground disturbance. Optional traction assist allows you to temporarily override the automatic modes and provide power to all wheels.

### ARTICULATING JOINT

Enables the rear tires of the loader to match the path of the front tires as they turn, resulting in a highly nimble machine that navigates around obstacles with ease. It also limits cuts or tears in the turf when turning or hauling a load.



Machine: L28  
Attachment: Bucket

SCAN TO WATCH THE BOBCAT SMALL  
ARTICULATED LOADER WALK-AROUND VIDEO.



Machine: L28  
Attachment: Log Grapple

## LOAD UP WITH OPTIONS.

### ADD CAPABILITIES WITH UPGRADE OPTIONS:

- Stay comfortable in cold and wet weather with the optional heated cab enclosure and heated seat.
- Add or remove window panels to further adapt with the season.
- Counterweights add lift capacity when needed.
- Add protection with a rear guard.

### ATTACHMENTS

The Bob-Tach attachment mounting system accepts select mini track loader and standard Bobcat attachments. With the optional Power Bob-Tach system, you can change non-hydraulic attachments without leaving the comfort of your cab.

### MANAGE YOUR SMALL ARTICULATED LOADER WITH MACHINE IQ.

Ask your dealer about an aftermarket kit.



**Bobcat**  
MACHINE IQ

Learn more about  
Machine IQ.

VIEW ATTACHMENT SECTION ON PAGES 24-31  
FOR MORE DETAILS AND LIST OF ATTACHMENTS.





### 3-POINT HITCH ADAPTER

Add versatility to your loader or utility work machine.

- Enable the use of Category 1 and 2 implements
- Bob-Tach attachment mounting system offers quick-mounting capabilities
- Adjustable top link for added versatility
- Offers 2-inch receiver for moving trailers

Approved machines: CTL SSL TC



### ANGLE BLADE

Level, backfill, grade and remove snow on farms or acreages.

- Blade can be rotated 360 degrees and angled to move material from either side
- Use the blade in forward or reverse
- Replaceable cutting edge

Approved machines: CT



### AUGER

Dig holes with speed and plumb-line accuracy.

- Choose from varying options that offer a choice between torque and rpm
- Multiple bit types and teeth to match your digging conditions

Approved machines: CTL CWL  
MTL MX  
SAL SSL TL



### BACKHOE

Turn your compact tractor into a powerful excavator.

- Use the backhoe for general-purpose digging and trenching
- Sub-frame included to attach to your compact tractor

Approved machines: CT



### BALE FORK

Move and load round, uneven or square bales.

- Bale fork length: 40.8 inches
- Two small-diameter forks penetrate the material
- Mounts to standard or heavy-duty pallet fork attachment frame

Approved machines: CT CTL  
SSL TC TL



### BOX BLADE

Impressive leveling, backfilling and grading.

- Heavy-duty, rear-mount cutting edges are strong enough to cut into gravel, topsoil or other material
- Adjustable and replaceable ripper shanks break up hard ground or compacted soil for easier moving
- Steel cutting blade edges are reversible and replaceable to increase the life of your implement

Approved machines: CT





**NEW PRODUCT**



**BOX SPREADER**

Use with your UTV or Toolcat utility work machine.

- Optimized for efficient and cost-effective use of salt
- Also compatible with sand and salt mix, bagged rock salt, bulk salt, and dry free-flowing sand
- Accessories automatically integrate with the hopper control with no additional wiring
- Accessories include: spill guards, vibrator, LED work light, LED strobe light and tarp kit

Approved machines: **TC** **UTV**



**BRUSH GRAPPLE**

Grab bundles of branches, downed trees and other material.

- Large grapple capacity carries more material each cycle
- Easy-to-reach grease points ensure easy maintenance
- Quickly and easily connects to your front-end loader
- Clean hose routing protects components from hazards

Approved machines: **CT**



**BRUSHCAT ROTARY CUTTER**

Cut smoothly on uneven terrain.

- Short deck design reduces weight, increases visibility and allows tighter turning
- Self-adjusting, pivoting flotation linkage minimizes the effect of uneven ground and increases first-pass accuracy
- The high cutting speeds and heavy-duty blades maximize inertia to cut and mulch dense vegetation in one pass
- Dual offset motors provide a clean cut every time (66-80 in.)

Approved machines: **CTL** **MTL** **SAL**  
**SSL** **TC**



*Pictured: Heavy-Duty Bucket*

**BUCKETS**

- Standard-duty bucket for lighter-duty jobs
- Heavy-duty bucket for high breakout forces
- Severe-duty bucket for extreme applications
- Light-material bucket for snow, mulch or fertilizer
- Combination bucket can be used as a bucket, grapple, dozer and for spreading material
- Rock bucket features gusseted tines and high-steel strength

Approved machines: **AT** **CTL** **CWL**  
**MTL** **SAL** **SSL**  
**TC** **TL**



**SHOP FOR BOBCAT BUCKETS.**



**CHIPPER**

Avoid hauling debris. Chip on the spot.

- Ideal for tree pruning and removal and personal property maintenance
- Reduces branch volume 10-to-1
- Remote attachment control safely starts and stops the machine and chipper from outside the loader
- Discharge chute rotates 360 degrees; includes adjustable deflector

Approved machines: **CTL** **SSL** **TC**



**DIGGER**

Save time with powerful forward and reverse digging.

- Remove rocks and stumps
- Transplant trees and shrubs
- Prune roots, dig trenches or loosen hard-packed soil
- Open frame design for greater visibility from inside the cab
- Replace the shovel; save time and manual labor

Approved machines: **CTL** **MTL**  
**SAL** **SSL**



**SAL** = Small Articulated Loader

**SSL** = Skid-Steer Loader

**TC** = Toolcat Utility Work Machine

**TL** = Telehandler

**UTV** = Utility Vehicle

Scan the QR codes for attachment specifications and additional information on Bobcat.com





## FLAIL CUTTER

Clear brush and small trees.

- Variable displacement motor matches attachment to carrier's capabilities
- Three cutting heights for a variety of terrains and brush types
- Produces fine mulching action and minimizes bunching of thick brush
- Thick steel deck design protects the attachment and provides maximum strength

Approved machines:  CTL  SSL  
 TC  TL



## NEW PRODUCT



## FLAIL MOWER – ARTICULATING TRACTOR

Cut through tall, heavy grass and brush.

- Quick hitch attachment system for easy installation or removal in minutes without any tools
- Rubber guarding for debris retention
- Two different knife options to transition from rough cutting to finish cutting

Approved machines:  AT



## FRONT-END LOADER

Does the digging and hauling for you.

- Digging, moving dirt, loading and carrying material
- Easy to attach and remove
- Delivers leading lift capacity and height
- Five models available with standard bucket included
- FL6 (48 in.), FL7 (60 in.), FL8 (60 in.), FL9 (66 in.) and FL9-5 (72 in.)

Approved machines:  CT



## GRAPPLE, LOG

Lift and move logs, fallen trees and other heavy-duty material.

- Reinforced tines provide powerful and lasting grip on logs and brush
- Integrated tree pusher assists in felling branches, stems or trees in the intended direction
- Heavy-duty teeth help stabilize logs of all sizes during operation

Approved machines:  MTL  SAL



## GRAPPLE, ROOT

Rip through tough land-clearing jobs.

- Curved skeletal tooth design picks up material without driving teeth into the ground
- Dirt falls between teeth to minimize topsoil removal for lighter and fewer loads
- **A BOBCAT-EXCLUSIVE DESIGN:** The inertia-welded cylinder ends deliver strong, smooth operation through hydraulic cushioning at the end of the stroke

Approved machines:  CTL  MTL  SAL  
 SSL  TC  TL



## LANDPLANE

Simplify grading, leveling, aerating, pulverizing and transporting material.

- Use it moving forward for aggressive cutting and sod-peeling
- Travel in reverse for more controlled cutting and finishing work
- Easily loosen stubborn soils with the bi-directional scarifier
- Removable metal grate efficiently breaks clumps

Approved machines:  CTL  CWL  
 MTL  SAL  
 SSL  TC





## LANDSCAPE RAKE

Get the perfect finish for your job.

- Rake and collect surface debris while smoothing and leveling soil
- Picks up rocks 3/4 inches and larger and most 1/2-inch rocks
- When full, dump the debris for a completely clean finish
- Hardened teeth offer maximum uptime protection
- Side skis provide adjustable depth control

Approved machines:  CTL  SSL  TC



## MOWER, FINISH

Professional results in less time.

- Rear discharge and solid rubber tires are standard
- Three cutting blades
- 1.5- to 4.5-inch cutting height
- Available in 60- and 72-inch cutting widths

Approved machines:  CT



NEW PRODUCT



## MOWER DECK, FINISH, AirFX

Get an unparalleled quality of cut with your AT450 articulating tractor.

- Powerful vacuum lifts grass for superior results
- Bolt-on baffle system enables swift replacement and ensures consistent and reliable performance
- Adjust and transport effortlessly with the hydraulic lift
- Available in 61- and 72-inch widths

Approved machines:  AT



## MOWER - LOADERS

Deliver consistently close, clean cuts.

- Oscillation allows the deck to float, providing a clean cut – even on uneven terrain
- Front-mounted mower eliminates flattened grass before the cut
- Anti-scalping wheel protects blades and mower deck for a longer blade life and consistent cutting height

Approved machines:  CTL  SSL  TC



## MOWER, MID-MOUNT

Turn your compact tractor into a mowing powerhouse.

- Rugged, convenient drive-over deck for easy installation and removal
- Three blades travel at high speeds for a clean, smooth cut without skips
- Standard side discharge and solid rubber tires
- 1- to 4-inch height adjustment

Approved machines:  CT



NEW PRODUCT



## MOWER, ROUGH CUT

Evenly mow tall grass and thick, woody overgrowth.

- Quickly cuts through tall grass and challenging vegetation
- 72-inch working width allows you to power through fields, farmland and wooded areas with remarkable ease
- Effortlessly mow down woody overgrowth up to 1.5 inches in diameter

Approved machines:  AT



SAL = Small Articulated Loader

SSL = Skid-Steer Loader

TC = Toolcat Utility Work Machine

TL = Telehandler

UTV = Utility Vehicle

Scan the QR codes for attachment specifications and additional information on Bobcat.com





## PALLET FORK

Save time lifting, carrying and moving materials.

- Integrated, walk-through frame provides easier entry and exit
- Pallet fork meets ISO 2330:2002 standards for yield and fatigue tests
- Teeth available in 42- and 48-inch lengths; bale forks available in 40.8-inch length
- Hydraulic fork positions tines without the need to leave the cab, saving time and effort

Approved machines: CT CTL  
CWL SAL  
SSL TC TL



## QUICK HITCH

Connect implements in seconds.

- Saves time and makes 3-point implement hookup easier
- Back up your tractor, lift up your quick-hitch-compatible implement and secure the top levers

Approved machines: CT



## REAR BALLAST BOX

Maximize lifting capacities.

- Easily removed when you plan to use other implements
- Compact size enables convenient storage when not in use

Approved machines: CT



## ROTARY CUTTER, 3-POINT

Clear pastures, ditches and overgrown paths.

- Ideal for clearing undeveloped property, trails and ditches
- 1.5- to 9-inch adjustable cutting height
- Available in 48-, 60- and 72-inch cutting widths

Approved machines: CT TC UTV



## SCRAPER

Eliminate packed-on or built-up materials.

- Easily break packed materials to leave a smooth surface
- Remove mud, snow, ice and even carpet and floor tiles
- Self-sharpening cutting edge easily peels beneath material for removal

Approved machines: CTL SSL  
TC TL



## SEEDER

Precisely place seed at the perfect depth and spacing.

- Covers over 2 acres per hour
- Ground-driven unit seeds directly into soil for better germination and precise coverage
- Front roller firms ground, presses small rocks beneath the surface and plants the seed into the seedbed
- Second roller gently forms soil around seed for optimum seed-to-soil contact

Approved machines: CT CTL  
SSL TC





## SNOW BLADE

Unrivalled speed for light and moderate snow removal.

- Optional end wing kit converts some models into a snow pusher
- Heavy-duty snow blade offers 5 degrees of oscillation left or right for cutting-edge maneuverability

Approved machines: CT CTL CWL  
MTL SAL SSL  
TC TL



## SNOW V-BLADE

Clear deep drifts of snow without leaving the cab.

- Scoop blade collects and holds snow for transportation
- V-blade quickly cuts initial pathways through deep, heavy or hard-packed snow
- Angle blade quickly and easily moves snow left or right
- Straight blade gives maximum width for piling snow and cleaning light snow cover
- **NEW:** Also available for articulating tractor

Approved machines: AT CTL SAL  
SSL TC TL



## NEW PRODUCT



*Pictured: Heavy-Duty V-Blade*

## SNOW BLADES – UTILITY VEHICLE

Handle a wide variety of snow removal needs.

- Options for heavy-duty V-blade, heavy-duty straight blade and mid-duty straight blade
- Easy to install and remove
- Direct lift eliminates bouncing during travel

Approved machines: UTV



## SNOWBLOWER, 3-POINT – COMPACT TRACTOR

Powerful, productive and easy to operate.

- Perfect for clearing driveways, sidewalks or parking areas
- Manual chute rotator standard
- Hydraulic chute rotator optional for tractors
- Available in 50-, 60-, 66- and 74-inch widths

Approved machines: CT



## NEW PRODUCT



## SNOWBLOWER – ARTICULATING TRACTOR

Commercial-grade attachment clears a 48-inch path in deep snow.

- Opening size of 27 inches by 48 inches allows for quick and effective snow removal
- Serrated auger, 16 inches in diameter, delivers superior performance with its open center design
- Achieve precise snow discharge control with the 7-inch diameter chute and 223 degrees of rotation
- Easily adjust the height of cutting edge with the adjustable skid shoes

Approved machines: AT



## SNOWBLOWER, FRONT-MOUNT – COMPACT TRACTOR

Powerful, productive and easy to operate.

- Perfect for clearing driveways, sidewalks or parking areas
- Hydraulic chute rotator standard

Approved machines: CT



SAL = Small Articulated Loader

SSL = Skid-Steer Loader

TC = Toolcat Utility Work Machine

TL = Telehandler

UTV = Utility Vehicle





## SNOWBLOWER – LOADERS

Throw and blow snow to clear a path.

- Increased intake height and bigger auger draw in more snow
- The rounded intake provides a smoother surface to roll the snow into the feed impeller rather than pushing it, minimizing clogging and improving snow flow
- Aggressive auger teeth – painted orange for improved visibility – easily break up and tear through packed snow and ice chunks
- Direct-drive sprocket rotation improves the performance, durability and ease of maintenance of the snowblower chute
- A reversible and replaceable cutting edge bites into hard ice and packed snow, and is designed for long life
- Visibility slots to see the cutting edge
- Adjustable full-length skid shoes to enhance ground contact
- Available in standard, high-flow and super-flow configurations

Approved machines: CTL MTL SAL SSL TC



## SNOW PUSHER

Achieve maximum snow removal speed and efficiency.

- Easily and efficiently clear big properties
- Cover larger areas without frequent stops
- Accomplish efficient snow removal on decorative or sensitive surfaces
- Moldboard flotation and oscillation keep snow pusher in contact with the ground without damaging equipment or property

Approved machines: CTL CWL  
SSL TC TL



## SNOW PUSHER PRO

Built for the efficiency of a commercial snow remover.

- This attachment is an angle snow blade and snow pusher all in one
- Compatible with the following compact loader models: S740, S770, S850, T595, T650, T740, T770, T870 and the T550
- Optional 200-pound loader counterweight sold separately

Approved machines: CTL CWL SAL  
SSL TC TL



## SOIL CONDITIONER

Lay a good foundation for growth.

- Rocks and other debris are windrowed to the edge of the site for easy cleanup and removal
- Replaceable carbide-tipped teeth offer maximum ground penetration
- Oscillating bolster on 72- and 84-inch models
- Front bolster offers better grade control and adjusts to create more room for transportation or storage
- Standard and high-flow models available

Approved machines: CTL MTL SAL  
SSL TC TL



## NEW PRODUCT



## STRAIGHT BLADE

Power through dirt, gravel or snow.

- Ruggedly built hydraulic cutting blade and reversible cutting edge
- Equipped with trip protection to reduce hang-ups when plowing
- Locking pin prevents folding back when dozing

Approved machines: AT





## STUMP GRINDER

Easily turn tree stumps into mulch.

- Operates off the carrier's auxiliary hydraulics, eliminating the need to maintain an engine while operating
- 90-degree angle mount offers increased visibility to the cutting area
- Rubber deflecting shields aid in wood chip retention
- Unique valve design reduces cutting wheel stalling while in the cut

Approved machines: CTL MTL SAL  
SSL TC



## TILLER, 3-POINT – COMPACT TRACTOR

Easy and efficient soil preparation.

- Break ground, prepare soil for planting, amend soil or remove weeds between tree rows
- Forward or reverse rotation
- Adjustable skid shoes for various working depths up to 7 inches
- Available in 48-, 60- and 72-inch tilling widths

Approved machines: CT



## TILLER – LOADERS

Tear through clumps and hardened materials.

- Bi-directional rotation allows top-cutting and under-cutting when operating in either direction
- Offset mounting enables tilling beside sidewalks, curbs and buildings, increasing capabilities
- Optional adjustable skid shoes deliver depth control at 2-, 4- or 6-inch depths
- Hardened, double-edge tines break through materials to loosen soil

Approved machines: CTL MTL SAL  
SSL TC TL



## TINE RAKE

Easily collects debris and levels soil.

- Can be angled or reversed
- High-carbon tines are individually replaceable for easy, low-cost maintenance
- Available in 60-, 72- and 84-inch widths

Approved machines: CT



## UTILITY FORK

Handle bundled material, loose straw, manure and other hard-to-grab materials.

- Utility fork teeth are replaceable
- For added versatility, pair with the utility grapple

Approved machines: CT MTL  
SAL TC

Utility Fork



Utility Grapple



## ATTACHMENT EXTENDED WARRANTY

Available on most Bobcat attachments. See your dealer for details. Standard 2-year warranty available on serialized Bobcat attachments.



SAL = Small Articulated Loader

SSL = Skid-Steer Loader

TC = Toolcat Utility Work Machine

TL = Telehandler

UTV = Utility Vehicle

Scan the QR codes for attachment specifications and additional information on Bobcat.com



# 2024 BOBCAT EQUIPMENT SPECIFICATIONS

FOR MORE INFORMATION, SEE YOUR LOCAL BOBCAT DEALER OR GO TO BOBCAT.COM

## MINI TRACK LOADERS

Model	MT100
<b>Engine</b>	
Engine Type	Diesel
Horsepower hp (kW)	24.8 (18.5)
Displacement cu. in. (L)	55.0 (0.9)
<b>Performance</b>	
Rated Operating Capacity lb. (kg)	1000 (453)*
Auxiliary Hydraulic Flow gpm (L/min.)	12.0 (45.4)
Travel Speed mph (km/hr.)	4.1 (6.6)
Operating Weight With Bucket lb. (kg)	3390 (1537)
Ground Pressure With Narrow Rubber Tracks psi (bar)	5.2 (0.36)
<b>Dimensions</b>	
Length With Bucket in. (mm)	106.2 (2697)
Width With Bucket in. (mm)	36.0 (914)
Height in. (mm)	54.6 (1387)
Height to Bucket Hinge Pin in. (mm)	81.0 (2056)
Reach at Max. Height in. (mm)	18.7 (472)
Ground Clearance in. (mm)	8.1 (205)
Length of Track on Ground in. (mm)	41.4 (1052)

\*Counterweights located in the undercarriage.



MT100

## UTILITY VEHICLES

Model	UV34 Gas	UV34XL Gas	UV34 Diesel	UV34XL Diesel
<b>Engine</b>				
Horsepower hp (kW)	39.9 (29.7)	39.9 (29.7)	24.5 (18.2)	24.5 (18.2)
Displacement cu. in. (cc)	61.0 (999)	61.0 (999)	55.0 (899)	55.0 (899)
<b>Performance</b>				
Total Vehicle Rated Capacity lb. (kg)**	1900 (862)	2075 (941)	1900 (862)	2075 (941)
Towing Capacity lb. (kg)	2500 (1134)	2500 (1134)	2500 (1134)	2500 (1134)
Cargo Box Load Capacity lb. (kg)	1250 (567)	1250 (567)	1250 (567)	1250 (567)
Travel Speed (high)* mph (km/hr.)	35.0 (56.3)	35.0 (56.3)	35.0 (56.3)	35.0 (56.3)
Turn Radius in. (mm)	110.0 (2794)	154.0 (3911)	110.0 (2794)	154.0 (3911)
<b>Dimensions</b>				
Length in. (mm)	123.0 (3124)	155.0 (3937)	123.0 (3124)	155.0 (3937)
Width in. (mm)	62.0 (1575)	62.0 (1575)	62.0 (1575)	62.0 (1575)
Height in. (mm)	76.0 (1930)	76.0 (1930)	76.0 (1930)	76.0 (1930)
Cargo Box Height in. (mm)	11.5 (292)	11.5 (292)	11.5 (292)	11.5 (292)
Cargo Box Width in. (mm)	54.0 (1372)	54.0 (1372)	54.0 (1372)	54.0 (1372)
Ground Clearance in. (mm)	11.7 (296)	11.7 (296)	11.7 (296)	11.7 (296)
Wheelbase in. (mm)	85.0 (2159)	117.0 (2972)	85.0 (2159)	117.0 (2972)
Operating Weight lb. (kg)	1855 (841)	2085 (945)	1935 (878)	2165 (982)

\*Change the top speed of any gas vehicle in increments of 5 mph from 15 mph through 35 mph. 40 mph speed kit available through aftermarket parts. Diesel vehicles can be limited to 25 mph or 15 mph with a speed-limiting kit.

\*\*Total vehicle rated capacity: combined weight of cargo box load, operator, passenger and tow weight if equipped with hitch.



UV34XL

## TOOLCAT UTILITY WORK MACHINES

Model	UW53	UW56
<b>Engine</b>		
Engine Type	Diesel	Diesel
Horsepower hp (kW)	61.0 (45.5)	61.0 (45.5)
<b>Performance</b>		
Operating Weight lb. (kg)	5710 (2590)	5680 (2576)
Machine Rated Capacity lb. (kg)*	2200 (998)	2200 (998)
Total Vehicle Rated Capacity lb. (kg)**	4200 (1905)	4200 (1905)
Towing Capacity lb. (kg)	4000 (1814)	4000 (1814)
Travel Speed (low) mph (km/hr.)	8.0 (12.9)	8.0 (12.9)
Travel Speed (high) mph (km/hr.)	16.5 (26.5)	16.5 (26.5)
Travel Speed (reverse) mph (km/hr.)	8.0 (12.9)	8.0 (12.9)
<b>Dimensions</b>		
Length With Bucket in. (mm)	181.0 (4597)	172.1 (4372)
Width Without Bucket in. (mm)	60.0 (1524)	60.0 (1524)
Cab Height in. (mm)	81.0 (2057)	81.0 (2057)
Turning Radius (AWS) in. (mm)	134.6 (3419)	134.6 (3419)
<b>Attachment Systems</b>		
Rated Operating Capacity (ISO) lb. (kg)	1500 (680)	1500 (680)
Lift Height (pivot pin) in. (mm)	83.3 (2116)	83.3 (2116)
Auxiliary Hydraulic Flow gpm (L/min.)	18.8 (71.0)	18.8 (71.0)
High-Flow Option gpm (L/min.)	27.9 (105.0)	27.9 (105.0)
<b>Capacities (cargo box and machine)</b>		
Cargo Box Volume cu. ft. (m <sup>3</sup> )	–	18 (0.5)
Cargo Box Dimensions (L x W x H) in. (mm)	–	56.0 x 51.0 x 10.0 (1422 x 1295 x 254)
Box Height (from ground) in. (mm)	–	38.2 (970)
Cargo Box Max. Load lb. (kg)	–	2000 (907)
<b>3-Point Hitch</b>		
3-Point Hitch Capacity lb. (kg)	1775 (806)	–
PTO Horsepower hp (kW)	25.0 (18.6)	–
Storage Bin Capacity (each) lb. (kg)	50 (22)	–

\*Machine rated capacity: combined weight of load on lift arm, cargo box load, operator and passenger.

\*\*Total vehicle rated capacity: combined weight of load on lift arm, cargo box load, operator, passenger and tow weight if equipped with a hitch.

## SMALL ARTICULATED LOADERS

Model	L23	L28
<b>Engine</b>		
Engine Type	Diesel	Diesel
Horsepower hp (kW)	24.8 (18.5)	24.8 (18.5)
<b>Performance</b>		
Rated Operating Capacity Straight lb. (kg)	1395 (633)	1534 (696)
Rated Operating Capacity Articulated lb. (kg)	1159 (525)	1222 (554)
Auxiliary Hydraulic Flow gpm (L/min.)	12.1 (45.8)	12.1 (45.8)
Travel Speed mph (km/hr.)	8.2 (13.2)	8.3 (13.4)
Operating Weight lb. (kg)	3790 (1719)	4195 (1903)
Bob-Tach Attachment Mounting System	Std	Std
<b>Dimensions</b>		
Length With Bucket in. (mm)	122.4 (3109)	122.4 (3109)
Width in. (mm)	43.2 (1097)	46.5 (1181)
Height With Cab in. (mm)	78.1 (1983)	78.1 (1983)
Wheelbase in. (mm)	47.2 (1199)	47.2 (1199)
Height to Bucket Hinge Pin in. (mm)	85.4 (2169)	(Extended) 104.3 (2650)

L28



UW56



UW53





# COMPACT TRACTORS

Model	CT1021 HST	CT1025 HST	CT2025 HST	CT2035 HST	CT2535 HST	CT2040 HST	CT2540 HST	CT4045 HST	CT4050 HST	CT4055 SST	CT4058 HST	CT 5545 E-HST	CT5550 E-HST	CT5555 E-HST	CT5558 E-HST
<b>Engine</b>															
Engine Type	Diesel	Diesel	Diesel	Diesel	Diesel	Diesel	Diesel	Diesel	Diesel	Diesel	Diesel	Diesel	Diesel	Diesel	Diesel
Horsepower hp (kW)	21.0 (15.7)	24.5 (18.3)	24.5 (18.2)	34.9 (26.0)	34.9 (26.0)	39.6 (29.5)	37.6 (28.0)	44.9 (33.5)	50.3 (37.3)	50.3 (37.3)	57.7 (43.0)	45.0 (33.5)	50.0 (37.5)	55.0 (41.0)	57.7 (43.0)
Displacement cu. in. (L)	61.4 (1.0)	61.4 (1.0)	100 (1.6)	111.4 (1.8)	111.4 (1.8)	111.4 (1.8)	111.4 (1.8)	111.4 (1.8)	111.4 (1.8)	111.4 (1.8)	111.4 (1.8)	111.4 (1.8)	111.4 (1.8)	111.4 (1.8)	111.4 (1.8)
Fuel Tank gal. (L)	6.7 (25.5)	6.7 (25.5)	9.0 (34.1)	9.0 (34.1)	9.0 (34.1)	9.0 (34.1)	9.0 (34.1)	12.7 (48.0)	12.7 (48.0)	11.9 (45.0)	12.7 (48.0)	14.8 (56.0)	14.8 (56.0)	14.8 (56.0)	14.8 (56.0)
<b>Performance</b>															
PTO Horsepower hp (kW)	16.3 (12.1)	18.8 (14.0)	21.8 (16.3)	29.4 (21.9)	29.4 (21.9)	31.9 (23.8)	31.9 (23.8)	32.8 (24.5)	39.3 (29.3)	49.6 (37.0)	45.1 (33.7)	33.9 (25.3)	38.9 (29.0)	43.1 (32.1)	48.3 (36.0)
Travel Speed (forward) mph (km/hr.)	11.1 (17.8)	11.1 (17.8)	9.7 (15.6)	14.4 (23.1)	14.4 (23.1)	14.4 (23.1)	14.4 (23.1)	18.5 (29.7)	18.5 (29.7)	17.5 (28.2)	18.5 (29.7)	17.5 (28.2)	17.5 (28.2)	17.5 (28.2)	17.5 (28.2)
3-Point Lift Capacity lb. (kg)	700 (318)	700 (318)	1631 (740)	1631 (740)	1631 (740)	1631 (740)	1631 (740)	2716 (1232)	2716 (1232)	2716 (1232)	2716 (1232)	3177 (1441)	3177 (1441)	3177 (1441)	3177 (1441)
Rear PTO rpm	540	540	540	540	540	540	540	540	540	540	540	540	540	540	540
Rear PTO System	Indep.	Indep.	Live	Live	Indep.	Live	Indep.	Indep.	Indep.	Indep.	Indep.	Indep.	Indep.	Indep.	Indep.
Enclosed Cab With Heat/AC	–	–	–	–	Std	–	Std	–	–	–	–	Std	Std	Std	Std
<b>Drive System (transmission type)</b>															
Infinite, 2-Range Hydrostatic	Std	Std	–	–	–	–	–	–	–	–	–	–	–	–	–
Infinite, 3-Range Hydrostatic	–	–	Std	Std	Std	Std	Std	Std	Std	–	Std	Std	Std	Std	Std
Synchro (8x8)	–	–	–	–	–	–	–	Opt	Opt	Std	–	–	–	–	–
Manual (9x3)	–	–	Opt	Opt	–	Opt	–	–	–	–	–	–	–	–	–
<b>Dimensions</b>															
Overall Length (with 3-point) in. (mm)	99.3 (2522)	99.3 (2522)	120.9 (3070)	120.9 (3070)	120.9 (3070)	120.9 (3070)	120.9 (3070)	125.5 (3189)	125.5 (3189)	125.5 (3189)	125.5 (3189)	139.6 (3547)	139.6 (3547)	139.6 (3547)	139.6 (3547)
Overall Width (with industrial tires) in. (mm)	46.0 (1161)	46.0 (1161)	63.4 (1610)	63.4 (1610)	63.0 (1600)	63.4 (1610)	63.0 (1600)	69.8 (1722)	69.8 (1722)	69.8 (1722)	69.8 (1722)	74.2 (1885)	74.2 (1885)	74.2 (1885)	74.2 (1885)
Overall Height in. (mm)	87.6 (2225)	87.6 (2225)	91.5 (2324)	91.5 (2324)	91.0 (2311)	91.5 (2324)	91.0 (2311)	97.4 (2473)	97.4 (2473)	97.4 (2473)	97.4 (2473)	94.2 (2393)	94.2 (2393)	94.2 (2393)	94.2 (2393)
Inside Turning Radius in. (mm)	100.0 (2540)	100.0 (2540)	96.5 (2450)	96.5 (2450)	106.2 (2700)	96.5 (2450)	106.2 (2700)	103.5 (2630)	103.5 (2630)	103.5 (2630)	103.5 (2630)	117.6 (2990)	117.6 (2990)	117.6 (2990)	117.6 (2990)
Wheelbase in. (mm)	55.1 (1400)	55.1 (1400)	65.7 (1670)	65.7 (1670)	65.7 (1670)	65.7 (1670)	65.7 (1670)	71.2 (1810)	71.2 (1810)	71.2 (1810)	71.2 (1810)	75.6 (1920)	75.6 (1920)	75.6 (1920)	75.6 (1920)
Ground Clearance in. (mm)	6.3 (160)	6.3 (160)	11.5 (292)	11.5 (292)	12.3 (311)	11.5 (292)	12.3 (311)	15.3 (387)	15.3 (387)	15.3 (387)	15.3 (387)	13.0 (330)	13.0 (330)	13.0 (330)	13.0 (330)
Weight lb. (kg)	1521 (690)	1521 (690)	2634 (1195)	3005 (1363)	3585 (1626)	3005 (1363)	3585 (1626)	3745 (1698)	3745 (1698)	3745 (1698)	3745 (1698)	4685 (2125)	4685 (2125)	4685 (2125)	4685 (2125)

Additional models are available in the 2000 and 4000 platforms. Visit [Bobcat.com](http://Bobcat.com) for details.



CT2025



CT5558

# MOWERS



Model	ZT2000	ZT3000	ZT3500	WB700	ZS4000	ZT5000	ZT6000	ZT6100	ZT7000
<b>Engine</b>									
Engine Type	Kaw FR691V	Kaw FT730V	Kaw FX730V	Kaw FS600	Kaw FT730V EFI	Kaw FX730	Kaw FX801V	Kaw FX850V EFI	Kaw FX1000V EFI
Displacement cu. in. (cc)	44.3 (726)	44.3 (726)	44.3 (726)	36.8 (603)	44.3 (726)	44.3 (726)	52.0 (852)	52.0 (852)	61.0 (999)
Fuel Tank gal. (L)	3.8 (14.3)	3.8 (14.3)	7.8 (29.5)	5.0 (18.9)	6.5 (24.6)	7.8 (29.5)	15.0 (56.7)	15.0 (56.7)	15.0 (56.7)
<b>Deck</b>									
Mower Deck	TufDeck Cutting System	TufDeck Pro Cutting System	TufDeck Pro Cutting System	TufDeck Cutting System	AirFX Cutting System	AirFX Cutting System	AirFX Cutting System	AirFX Cutting System	AirFX Cutting System
Available Widths* in.	42, 48, 52	48, 52, 61	48, 52, 61	36, 48, 52	36, 48, 52, 61	52, 61	52, 61	61	61, 72
Cutting Height in. (mm)	1.5-4.8 (38-121)	1.5-4.8 (38-121)	1.5-4.8 (38-121)	1.5-4.5 (38-114)	1.5-4.5 (38-114)	1.5-4.8 (38-121)	1.0-5.5 (25-139)	1.0-5.5 (25-139)	1.0-5.5 (25-139)
Clutch ft.-lb. (N)	105 (556)	125 (556)	125 (556)	105 (467)	200 (889)	125 (556)	225 (1000)	225 (1000)	250 (1112)
Blade Tip Speed fpm @ 3550 Engine rpm	18,142	18,809	18,809	18,645	18,500	18,809	18,500	18,500	18,152
<b>Frame</b>									
Machine Length in. (mm)	76.0 (1930)	76.0 (1930)	79.0 (2006)	78.0 (1981)	64.0 (1625)	81.7 (2076)	83.0 (2108)	83.0 (2108)	87.0 (2209)
Machine Weight (wet) lb. (kg)	752 (341)	817 (370)	832 (377)	690 (312)	1028 (466)	1043 (473)	1421 (644)	1464 (664)	1541 (698)
<b>Transmission</b>									
Type – HG Hydrostatic Transaxles	ZT-2800	ZT-3100	ZT-3400	ZT-2800 With Charge Pumps	ZT-3400	ZT-3800	ZT-4400	ZT-4400	ZT-5400 2-Speed
Oil Capacity gal. (qt)	1.0 (4.0)	1.0 (4.0)	1.0 (4.0)	1.0 (4.0)	1.0 (4.0)	1.0 (4.0)	1.1 (4.5)	1.1 (4.5)	1.4 (5.9)
Forward Speed mph (km/hr.)	7.0 (11.2)	8.0 (12.8)	10.0 (16.0)	6.5 (10.5)	10.5 (16.8)	11.0 (17.7)	12.0 (19.3)	12.0 (19.3)	19.0 (30.5)**
Reverse Speed mph (km/hr.)	3.0 (4.8)	3.5 (5.6)	3.5 (5.6)	3.0 (4.8)	3.5 (5.6)	3.5 (5.6)	4.0 (6.4)	4.0 (6.4)	7.5 (12.0)***
<b>Wheels</b>									
Rear	20 x 10-10	22 x 11-10	23 x 10.5-12	20 x 8	23 x 10.5-12	24 x 10.5-12	24 x 10.5-12	24 x 12-12	26 x 12-12
Front	11 x 6-5	13 x 6.5-6	13 x 6.5-6	11 x 6 Semi-Pneumatic	13 x 6.5-6	13 x 6.5-6	13 x 6.5-6	13 x 6.5-6	15 x 6.5-6 Semi-Pneumatic
<b>Operator Platform</b>									
Seat	High Back, Spring Suspension Seat	High Back, EVC and Spring Suspension Seat	High Back, Full Mechanical Suspension Seat	Optional Ride-On Platform	Wide Anti-Vibration and Flip-Up Operator Platform	High Back, Full Mechanical Suspension Seat	High Back, Full Mechanical Suspension Seat	High Back, Full Mechanical Suspension Seat	Extra-High Back, Full Mechanical Suspension Seat
Fore-Aft Adjust	Seat Slide Lever	Seat Slide Lever	Seat Slide Lever	–	Pad Removable for Service	Seat Slide Lever	Seat Slide Lever	Seat Slide Lever	Seat Slide Lever
<b>Warranty</b>									
	3-year/500-hour	3-year/1,000-hour	3-year/1,000-hour	3-year/2,000-hour	3-year/2,000-hour	3-year/2,000-hour	3-year/2,000-hour	3-year/2,000-hour	3-year/2,000-hour

\*All other specifications are shown for largest available deck width for each platform. Visit [Bobcat.com](http://Bobcat.com) for full specs on all mower models.

\*\*0-13.0 mph cutting, 13.0-19.0 mph transport

\*\*\*5.0-7.5 mph transport



ZS4000



ZT6000



WB700





**BOBCATALOG**  
6845 WINNETKA CIR  
BROOKLYN PARK, MN 55428

# KEEP YOUR MACHINES RUNNING SMOOTHLY.

Nothing inspires confidence like the consistent performance of your Bobcat equipment. Your local Bobcat dealer has parts, service and everything you need for peak performance that lasts.



Scan to find your local  
dealer or shop online at  
[Bobcat.com/parts](https://www.bobcat.com/parts)



**Bobcat**

Certain specification(s) are based on engineering calculations and are not actual measurements. Specification(s) are provided for comparison purposes only and are subject to change without notice. Specification(s) for your individual Bobcat equipment will vary based on normal variations in design, manufacturing, operating conditions, and other factors.

**Bobcat Company is a member of the Doosan Group.** Doosan is a global leader in construction, grounds maintenance and material handling equipment, power and water solutions, and engineering that has proudly served customers and communities for more than a century. Bobcat®, the Bobcat logo and the colors of the Bobcat machine are registered trademarks of Bobcat Company in the United States and various other countries.  
©2023 Bobcat Company. All rights reserved.

BC-2024H (11/23)  
EP-252M-1123-7893-F

